

FINANCIAL REPORT

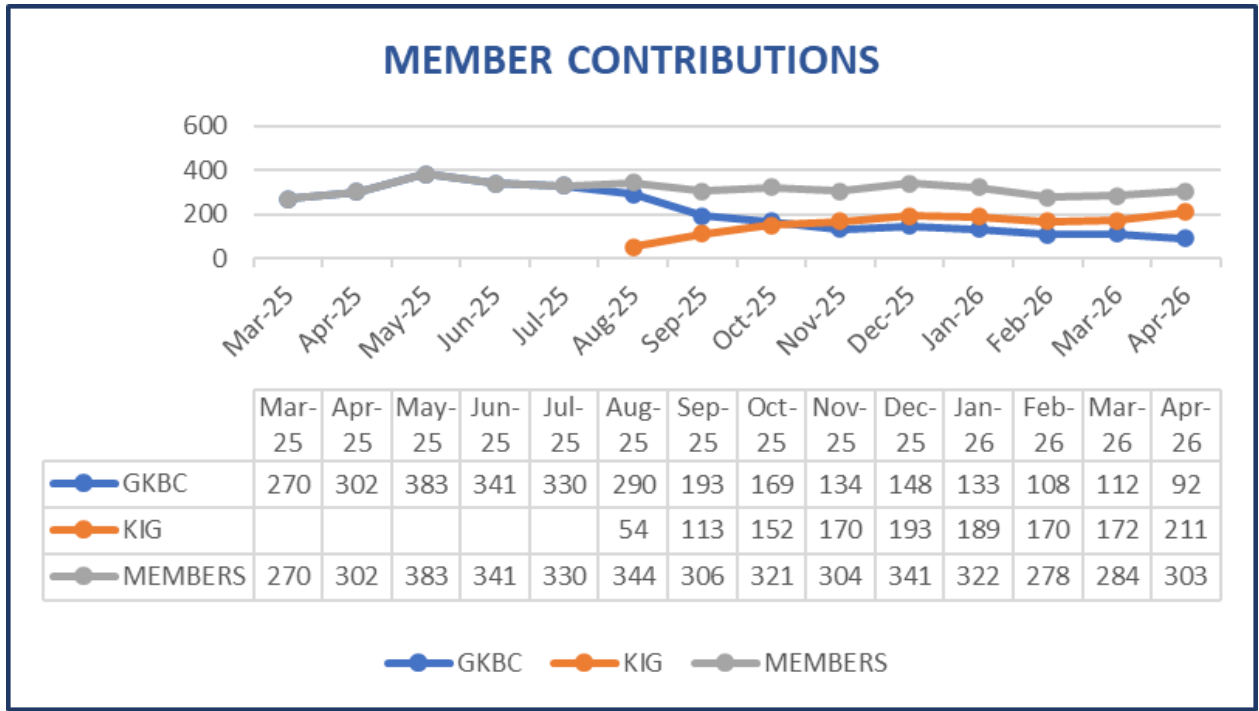
for the period

1 March 2026 – 30 April 2026

KNYSNA INFRASTRUCTURE GROUP 

INCOME STATEMENT AS AT 30 APRIL 2026

	ACTUAL YTD 01-Mar-26 30-Apr-26	ACTUAL YTD 01-Mar-25 30-Apr-25	INCR(DECR)
RECEIPT DONATIONS	R 208 790,00	R 280 232,00	-25.49%
RECEIPT INTEREST	R 604,00	R 6 269,00	-90.37%
RECEIPT WWTP	R 15 000,00	R -	-100%
RECEIPTS OTHER	R 25 000,00	R -	-100%
REVENUE	R 249 394,00	R 286 501,00	-12.95%
BANK CHARGES	-R 434,00	-R 418,00	3.83%
PAYMENT OTHER	-R 3 543,00	R -	-100%
PAYMENT PROJECT CHARGER ESTUARY	-R 141 340,00	R -	-100%
PAYMENT WATER NETWORK	-R 778,00	-R 94 126,00	-99.17%
PAYMENT WWTP	R -	-R 121 171,00	100%
EXPENSES	-R 146 095,00	-R 215 714,00	-32.27%
NETT SURPLUS BEFORE TAX	R 103 299,00	R 70 787,00	45.93%



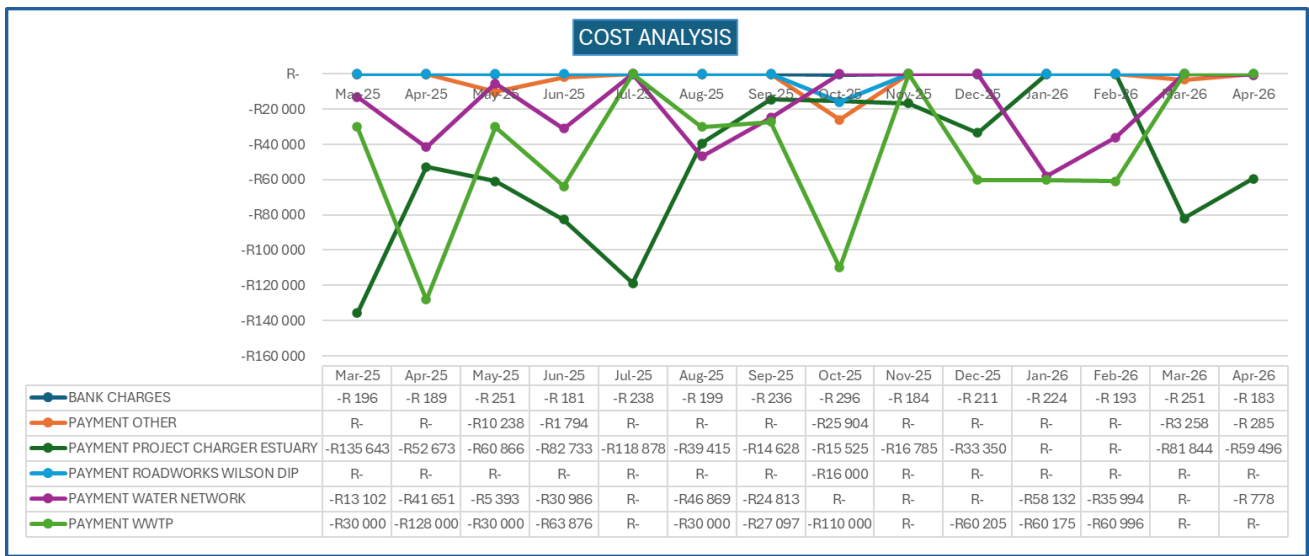
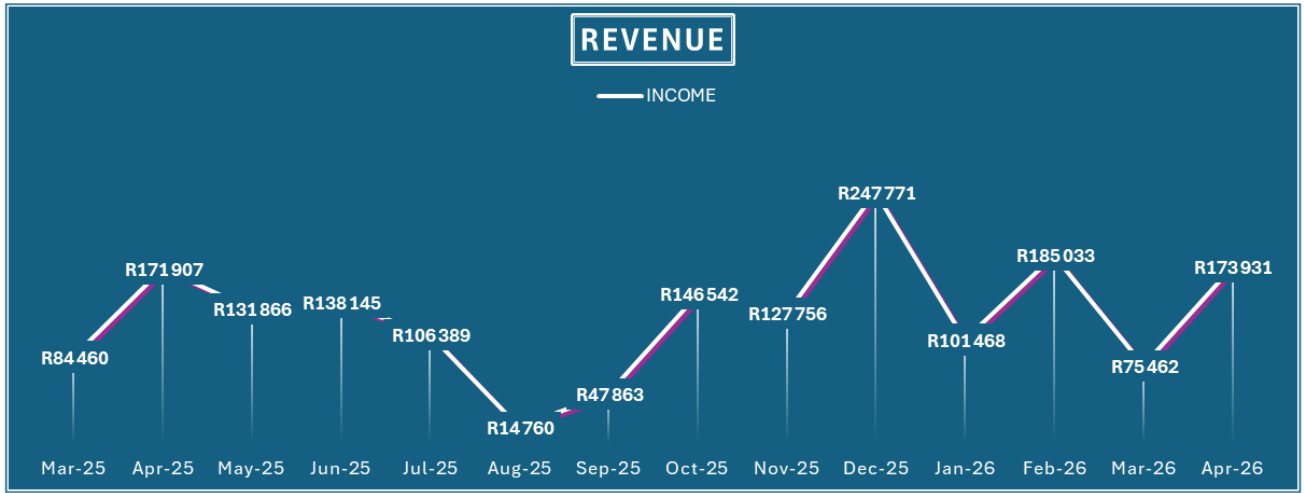
NOTES CONTRIBUTIONS

The number of monthly contributions consistently exceeded 300; however, in February and March 2026, contributions fell below this threshold. Some contributors stopped after year-end, as several residents' monthly payments on banking apps have now ceased.

We are pleased to note an increase in residents' annual contributions in April, with this upward trend continuing into May. Our goal is to boost monthly contributions further to reach 50% of our total WhatsApp membership.

The Directors maintain their strategic commitment to the Estuary Charter and are currently evaluating the implementation of a dedicated Pothole Repair vehicle and personnel in the near future.

Regrettably, some pledges remain outstanding; consequently, the KIG Funding Committee will continue to prioritise securing the required funding. KIG is working closely with Home Owners organizations to improve service delivery and advance overall infrastructure enhancements.




NOTES TO COST ANALYSIS

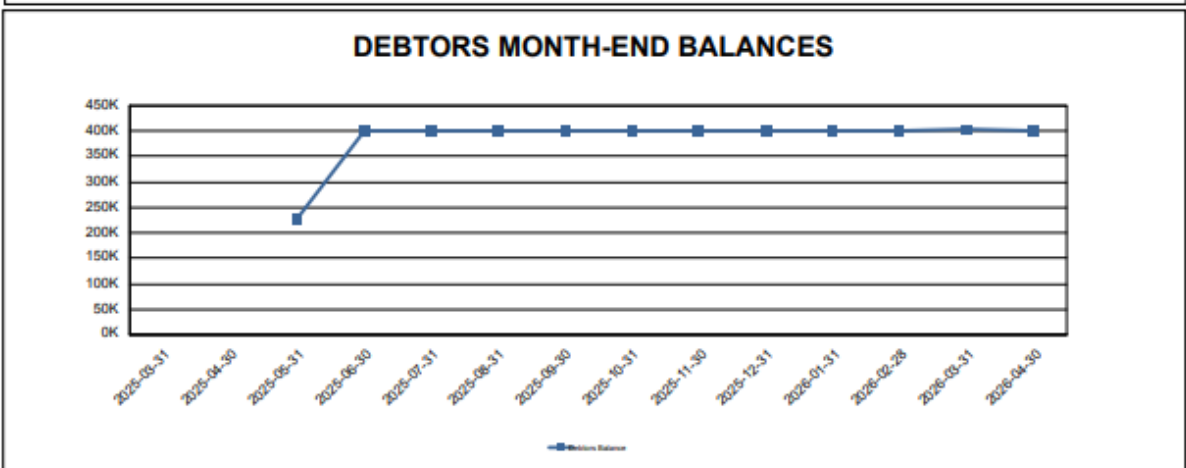
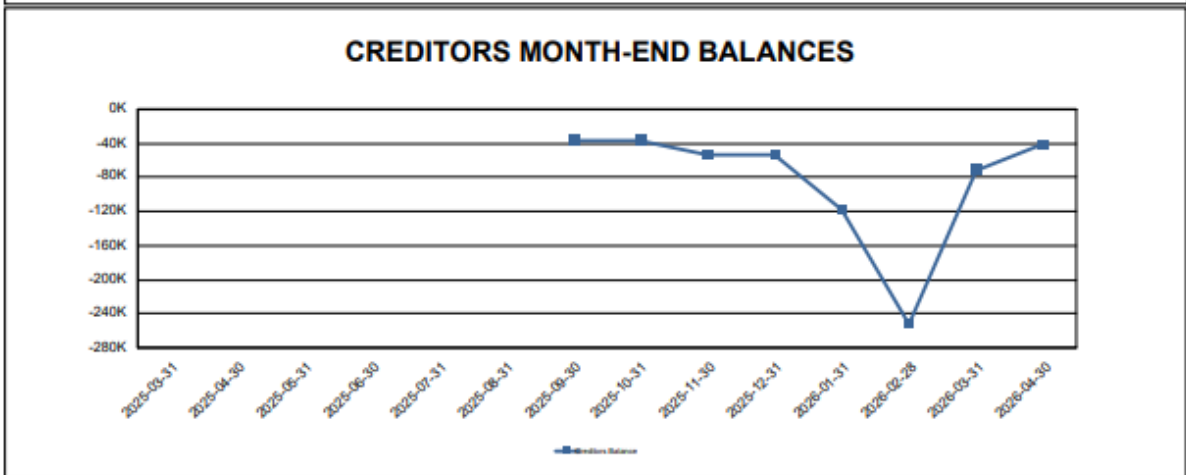
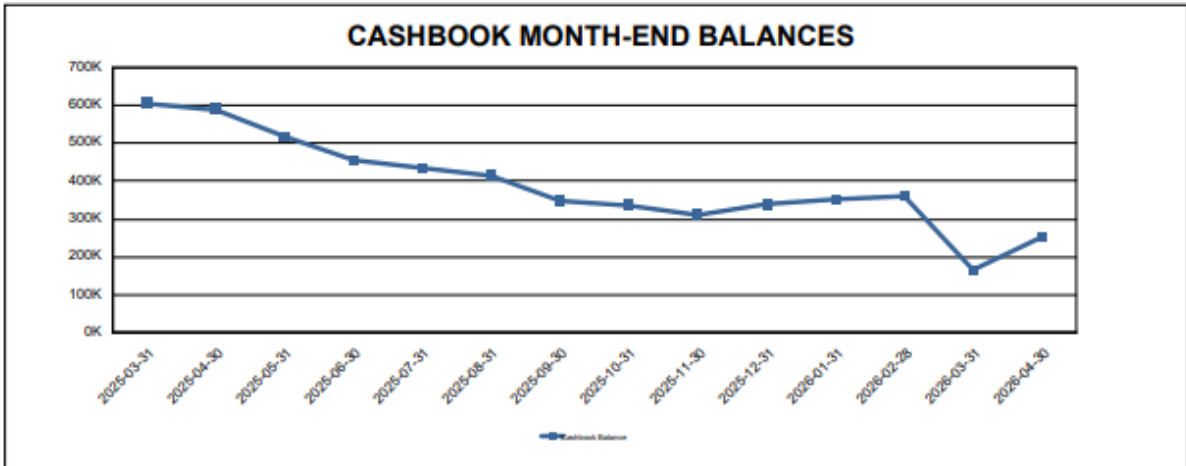
The graph above illustrates the expenditure allocated to each project lane. The information provided outlines the annual expenditure by supplier, together with an aggregated total for each project.

SPEND BY SUPPLIER	
SUPPLIER	RVALUE
TWN WILSON	R 80 667,42
NORTHFIELD ENGINEERING	R 31 840,50
KNYSNA ARMATURE WINDERS	R 17 054,50
e4 ELECTRICAL	R 8 840,20
CUT and CLEAN	R 4 000,00
ACR Heating and Cooling	R 3 258,14

COST PER PROJECT	
PROJECT	RVALUE
Engineering services	R 80 667,42
Hlalani pump rental	R 31 840,50
Pilot View pump station pump repair	R 17 054,50
Salt River Pump Station	R 4 599,55
Templeman line clearing	R 4 000,00
Service Eastford pump station aircons	R 3 258,14
Granada Pump station	R 1 614,77
Greenfields PS components	R 1 450,66
Joodse Kamp	R 777,88
Joodse Kamp PS	R 284,76
Concordia PS 1	R 75,56
Dam se Bos PS fuses	R 37,02

BALANCE SHEET		
as at 30 APRIL 2026		
		YEAR TO DATE
		ACTUAL
ASSETS		
Current Assets		R 651 507,04
Cashbook		R 252 273,05
Debtors		R 399 233,99
Total Current Assets		R 651 507,04
TOTAL ASSETS		R 651 507,04
EQUITY AND LIABILITIES		
Capital & Reserves		-R 611 303,35
Nett Profit		-R 72 766,24
RETAINED INCOME		-R 538 537,11
Total Capital & Reserves		-R 611 303,35
Current Liabilities		-R 40 203,69
Creditors		-R 40 203,69
Total Current Liabilities		-R 40 203,69
TOTAL EQUITY AND LIABILITIES		-R 651 507,04

LIQUIDITY ANALYSIS



CREDITORS AGE ANALYSIS
30 APRIL 2026

Customer	Total	Current	30 Days	60 Days	90 Days	120+ Days
COD						
ACR Heating and Cooling	3,258.14	0.00	3,258.14	0.00	0.00	0.00
E4Electrical	4,366.25	4,366.25	0.00	0.00	0.00	0.00
Knysna Armature Winders	17,054.50	0.00	17,054.50	0.00	0.00	0.00
Northfield Engineering	15,525.00	15,525.00	0.00	0.00	0.00	0.00
TWN WILSON	-0.20	-0.20	0.00	0.00	0.00	0.00
	40,203.69	19,891.05	20,312.64	0.00	0.00	0.00
Grand Total	40,203.69	19,891.05	20,312.64	0.00	0.00	0.00

DEBTORS AGE ANALYSIS
30 APRIL 2026

Customer	Total	Current	30 Days	60 Days	90 Days	120+ Days
COD Accounts						
Vandwater	399 233.99	0.00	0.00	0.00	0.00	399 233.99
	399 233.99	0.00	0.00	0.00	0.00	399 233.99
Grand Total	399 233.99	0.00	0.00	0.00	0.00	399 233.99

NOTES TO BALANCE SHEET

- Debtors consist of three payments to VanderWater, which are related to advance payments made to suppliers to ensure that repair work proceeds smoothly without interruptions during the May 2025 water crisis. According to the contractual agreement, VanderWater is obligated to provide KIG with a refund once the full payment for completed work has been received from Knysna Municipality.
- It is anticipated that this recover will be made in May 2026 as the new motors and pumps were delivered and payment is now due.

PAYMENT TO	PAYMENT TO
WATERHOUSE TRADIN INFRA WATERH - ib payment - Pre Paid	R 149 386,15
VANDWATER (PTY) L INFRAVANDWAT - ib payment	R 172 500,00
FRANKLIN MOTORS	R 77 347,84
TOTAL	R399 233,99

SUMMARY

THE PROJECT CHARTER: Ensuring the Environmental Health of the KNYSNA ESTUARY, will be our main focus for the future. A strategic partnership involving all stakeholders is being formed, with both international and local corporate funding planned to support the project's long-term sustainability and that of the Knysna Estuary.

The main priority is to lower E.coli levels to meet established standards. Improvements have been noted in Salt River; however, challenges persist due to issues at the Simola 9 pump station and vandalism of the Slat River 2 pump station, which continue to affect outcomes. Our attention will remain on this area moving forward.

KIG has submitted a new Sub Charter to both Mr Douglas and Mr Wesso. **The purpose of this charter is to work towards a permanent solution for the dump site sewerage line, which continues to be a major source of contamination in the Bongani and Costa Sarda areas.**


Major announcement is that KIG finally received our INCOME TAX EXEMPTION AND SECTION18A APPORVAL. The SARS document will be published with the financial statements on the web page.

The Knysna Infrastructure Group Directors thank our residents, organisations, and Rate Payers or Homeowners Associations for their continued support and collaboration

Any questions related to the financial results can be directed to:

kig@kisg.org.za

Regards,



Eugene Vermaak

Director



Pierre van Biljon

Director